



PORTFOLIO

Manasi Bhuskute

CONTENTS

1. Graduation thesis

Architecture for democracy

2. Spirit of the city

a socio-cultural analysis of Pune

3. Sketching through the city

a compilation of live sketches of Pune

4. Streets of India

a concept video game design

Architecture for Democracy

(Graduation thesis research, Guided by Prof. Aarti Verma)

Architecture and planning have been used to showcase prospects, goals and power of a nation. The research focuses on understanding how are political ideologies translated into built form and how do these environments influence the masses.

**What are the ideal spaces for a democracy?
How can democratic ideologies be translated into a built form?**

The research done for the project has been compiled in a 4-fold brochure to make it easy to understand during physical interaction.

“Democratic buildings are again for and belong to the people; they are for men and women to live and feel at home”

-Frank Lloyd Wright

Architecture for democracy

Manasi Bhuskute
(Undergraduate thesis project)



Architecture and planning have been used to showcase prospects, goals and power of a nation.

The research focuses on understanding how political ideologies are translated into built form and how do these environments influence the masses; along with, what are the ideal spaces for a democracy?

How can democratic ideologies be translated into a built form?



Politics and architecture

Architecture as a means of propaganda and expression



Hall of people (Volkshalle) (Unbuilt)

- Monumental forms
- Militaristic tendency
- Repetitive patterns
- Anti individualistic character
- Expression of dominance through buildings

IMPERIAL OR FASCIST IDEOLOGIES AND ARCHITECTURE



Workers club, 1928

- Geometric forms
- Use of glass, r.c.c. to showcase industrial prowess of Russia
- Targeted user group: worker class
- Philosophy of worker dominated nation.

COMMUNIST IDEOLOGIES AND ARCHITECTURE

Indian democracy through architecture



Palace of Assemblies, Chandigarh



IIT Kanpur

INSTITUTIONAL ARCHITECTURE :

A tool of representation at a global level



Aranya Housing, Indore



Atrre Katta, Thane

SOCIAL ARCHITECTURE :

Institutional to social: Dilution of grandeur, Spaces for the common man

Project Scope : "social sphere"

Democracy : Idea

- "Decisions are taken by the people or their representatives"
- Necessity of a "looser" dialogue in the early stages of a decision making process
- Subjectless decentralized conversation and participation

Democratic built forms :

Spaces that enhance the sense of "we"
Spaces for public debate and dialogue

Are the incidental space on Indian streets, democratic?



Democratic buildings : examples



BARCELONA PAVILIO, Mies van der Rohe

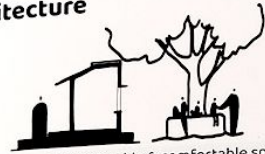
- Symbol of democratic architecture
- Blurred boundaries between interior and exterior
- Fluid spatial combination- Possibility of "choice" – sense of freedom




Spaces by Ar. Charles Correa

- Accomodating "every" user
- A deep reflection of the traditional Indian architectural characteristics
- Human scaled forms
- Spatial Plurality: Range of volumes for the eye to rest

Characteristics of democratic architecture



Human scale : Relatable & comfortable spaces



Porosity - openness



Non - monumental spaces, spaces for the commons



Amorphous boundaries - sense of "ease" in the spaces



Adaptability : Dynamic and ephemeral spaces



Flexibility through interconnected spaces

The architectural site plan illustrates the layout of the Museum of Democracy in Chicago, featuring a central building complex and surrounding outdoor spaces. Key areas and labels include:

- Green bed – water channel**: Located at the top left, adjacent to the building's edge.
- Steps as a transition from footpath to center**: A set of stairs connecting the green bed area to the central plaza.
- Stage and seating**: A designated area for performances and gatherings.
- Street parking**: A parking area located near the stage and seating.
- Central performance space**: A large, open area for performances and events.
- Paars**: A series of small, circular green spaces or planters.
- Food stalls**: A designated area for food vendors.
- Public toilets**: Restroom facilities located near the food stalls.
- MUSEUM OF DEMOCRACY**: The main building complex, including a **MULTI-UTILITY HALL**, **COMMON HALL**, **CANTEEN**, and **COMMON HALL 2**.
- Exercise zone**: A designated area for physical activity.
- Museum Sculpture**: A designated area for outdoor sculptures.
- Green Buffer**: A vegetated area separating the exercise zone from the museum sculpture area.
- Walking tracks**: A network of paths for pedestrians.
- Hawkers zone**: A designated area for street vendors.
- Paars**: A series of small, circular green spaces or planters.
- Seating**: A designated area for people to sit and relax.
- Rainwater runoff into soil beds**: A system for managing rainwater runoff.

-Frank Lloyd Wright

Manasi Bhuskute
(Undergraduate thesis project)



The research focuses on understanding how political ideologies are translated into built form and how do these environments influence the masses; along with, what are the ideal spaces for a democracy?

How can democratic ideologies be translated into a built form?



Politics and architecture

Architecture as a means of propaganda and expression



Hall of people (Volkshalle) (Unbuilt)

- Monumental forms
- Militaristic tendency
- Repetitive patterns
- Anti individualistic character
- Expression of dominance through buildings

IMPERIAL OR FASCIST IDEOLOGIES AND ARCHITECTURE



Workers' club, 1928

COMMUNIST IDEOLOGIES AND ARCHITECTURE

- Geometric forms
- Use of glass, i.e. to showcase industrial prowess of Russia
- Targeted user group: worker class
- Philosophy of worker dominated nation).

Indian democracy through architecture



Palace of Assemblies, Chandigarh

IIT Kanpur

INSTITUTIONAL ARCHITECTURE :

A tool of representation at a global level



Aranya Housing, Indore

Atré Katta, Thane

SOCIAL ARCHITECTURE :

Institutional to social: Dilution of grandeur, Spaces for the common man

Project Scope : "social sphere"

Democracy : Idea

- "Decisions are taken by the people or their representatives"
- Necessity of a "looser" dialogue in the early stages of a decision making process
- Subjectless decentralized conversation and participation

Democratic built forms :

Spaces that enhance the sense of "we" Spaces for public debate and dialogue

Are the incidental space on Indian streets, democratic?



Democratic buildings : examples



BARCELONA PAVILIO, Mies van der Rohe

- Symbol of democratic architecture
- Blurred boundaries between interior and exterior
- Fluid spatial combination- Possibility of "choice" – sense of freedom



Spaces by Ar. Charles Correa

- Accommodating "every" user
- A deep reflection of the traditional Indian architectural characteristics
- Human scaled forms
- Spatial Plurality: Range of volumes for the eye to rest

Characteristics of democratic architecture



Human scale : Relatable & comfortable spaces



Porosity - openness



Non - monumental spaces, spaces for the commons



Amorphous boundaries - sense of "ease" in the spaces



Adaptability : Dynamic and ephemeral spaces



Flexibility through interconnected spaces

The Spirit of a City

(Competition entry - group project)

Pune is the cultural capital of Maharashtra, India. It is one of the oldest city of India that shows the traditional evolutions of old Indian cities.

The brief aims at analysing the “Spirit” of Pune as per sociologist Patrick Geddes’ theory of “Work-Folk-Place”

The theory states that for stable, healthy homes and for people to fully participate in life, it is necessary that there must be a close association of “work”, “folk” and “place” in a city.



Significant areas of the city

The spirit of the city is seen on the streets and in the hearts of the people.

The presence of a plethora of activities (Work), the emotions of the people (Folk) and their attachments (Place) contribute to the city's spirit.

The triad of temples (place), commercial areas (work) and residential areas (folk) is seen in adjacencies in the core city areas.



TULSI BAUG



SHANIWAR WADA



MANDAI



PASODYA VITTHOBA



TAMBAT ALI



KASBA GANPATI TEMPLE


Instances of “work” in the city : People engaging in their activities



People selling garlands
infront of temples



Visiting the temple is an
everyday ritual



Tea stalls and street food
vending, all day round




Vegetable sellers in
their form




The Tambat Ali - work
places of the coppersmiths



Work not limited to indoors,
spilling over the streets




Musicians of the temples-
a daily performance




The lanes of the bazaar
flooded with vendors


Instances of “place” in the city : Spaces between the built and the unbuilt




Between the buildings
and the road




Temples of platforms
under old trees



Small places of worship
along the streets




Temporary spill over
spaces



Infront and around the
“built”

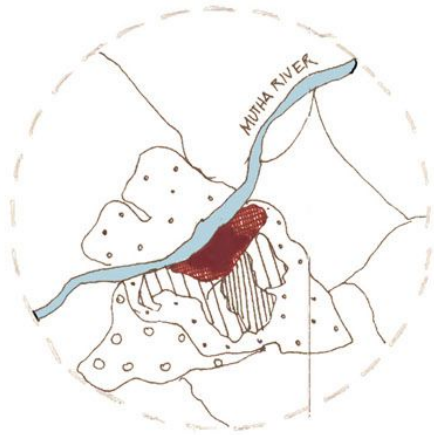


In the small lanes, developed
through ages

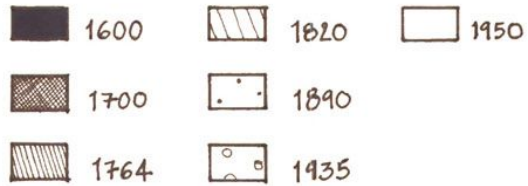


Temporary structures, taking the support of
the built structures

Conclusion : Reasons of sustenance of the spirit



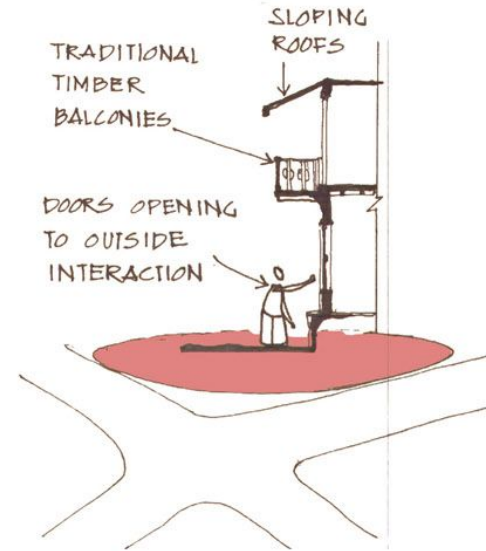
GROWTH OF PUNE OVER THE
LAST 3 & 1/2 CENTURIES



Foundation of profession
based neighbourhoods has
sustained communities
since hundreds of years



Because of the
work-folk-place adjacency,
all amenities are available
nearby



People have deep
attachments with their
ancestral heritage, they
hesitate to move away

The traditional core of the city has
remained intact eventhough the city
has evolved

Sketching through the city

a compilation of live sketches;

Theme : traditional architecture of Pune



Entrance facade of the Tulsi baug Ram mandir

The Tulsi-baug Ram Mandir is an old temple of Lord Ram. Old wooden structures occupied by shops form interesting compositions.



Mandai, the marketplace

The marketplace, called as “Mandai” is an old colonial structural that houses several vegetable and fruit vendors.



Panchaleshwar temple

The temple is located along the banks of river Mutha. The view is now accompanied by the metro infrastructure currently being built.

Streets of India

a concept video game design
(in process)

The project aims at depicting the journey of a pedestrian along the footpaths of India, through a side scrolling game design.

I enjoy going outside and sketching people and places in my city, Pune. The cluttered streets of Pune, similar to every other Indian city have always fascinated me and are a great sketching subject! Through this project I wanted to explore the “design” dimension of urban sketching, which normally is just limited to the the person sketching and their surroundings. Thus, my focus, currently lies in designing the environment and background design.

Understanding the streets..



The streets : Clues regarding values



Different speeds, different purposes, different narratives



Co-existing diverse activities




Sequences of interruptions and encounters



Temporal activities, temporary disorder



Each with their own sense of ownership



Honest shopfronts



Layers of encounter and opportunities




Always under the trees..



"My space"



Undulations



Believes



Values




Observing, interpreting



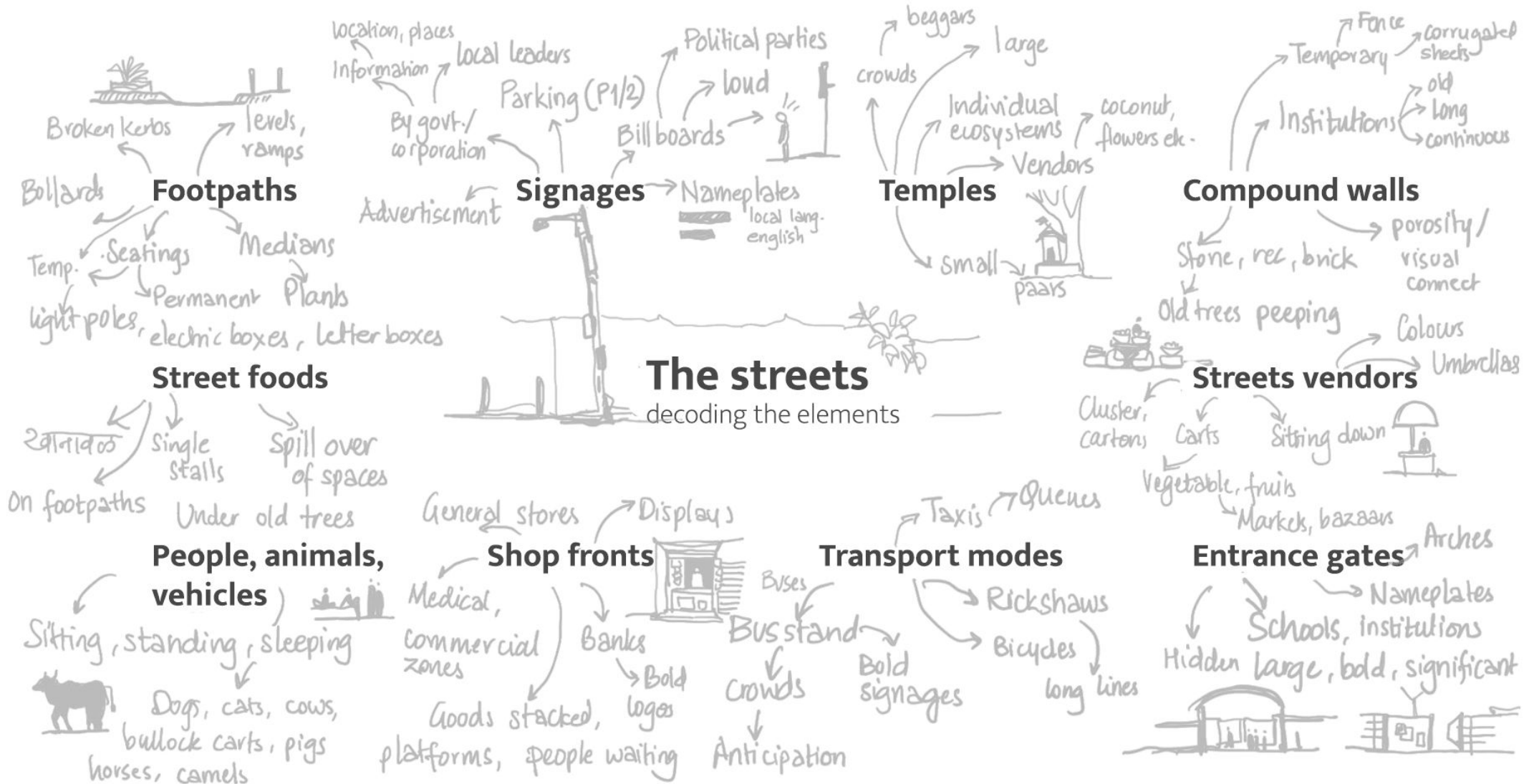
विकास



नीरं



The elements



Game objectives

Raju, the main character is a young school boy. He has to complete the chores told by his mother while going home after playing with friends.

Main Objectives:

To complete the chores

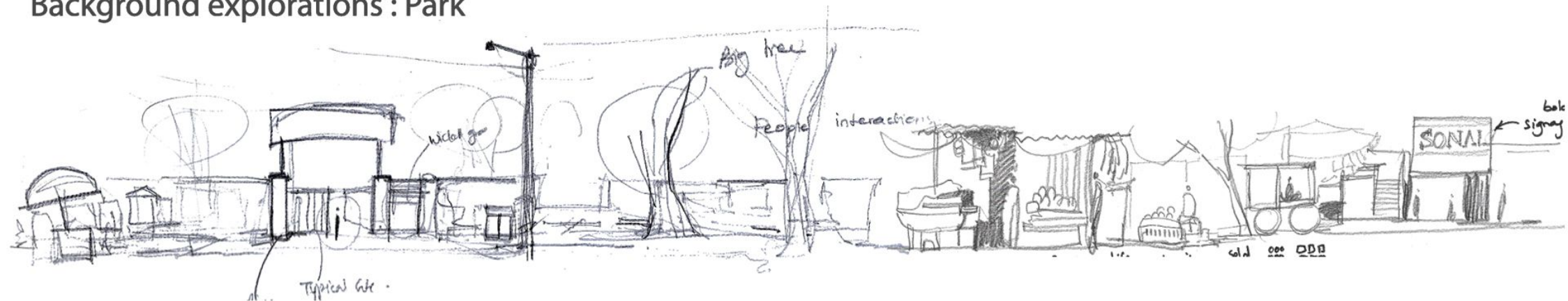
Secondary Objectives:

Earn rewards, special prizes for every good deeds
eg.: Save a cat or put trash in the dustbin

The complexity of tasks increases with levels and player has to interact more with the environment.



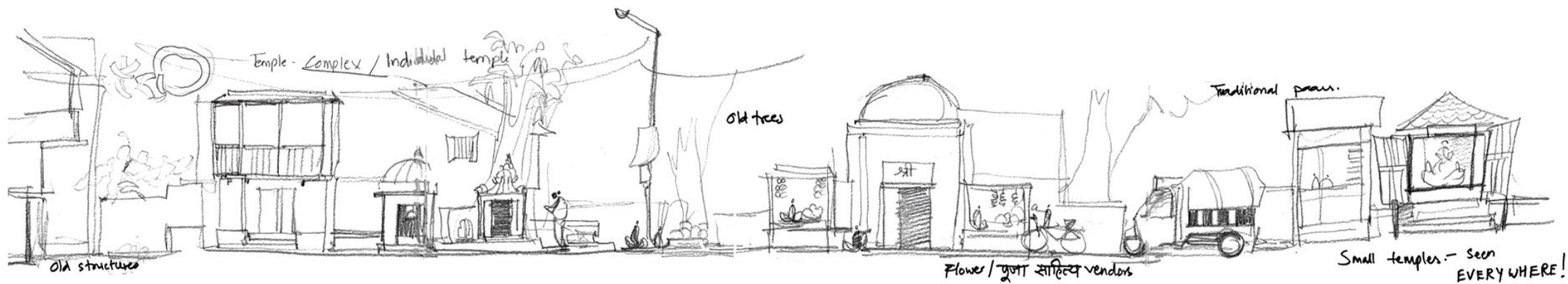
Background explorations : Park



Background explorations : School entrance



Character explorations



Background explorations : Temple complex



Background explorations : Market

Chores:

Coins available = 100Rs.

1. Buy milk
2. Post letter in letter box
3. Buy 6 bananas for Rs. 15

Extra points

Collect energy


1. Save cat stuck somewhere
2. energy points under old trees

Activate cycle mode

Activate different zone after collecting key



The start : Raju has just finished his match and has to complete the tasks given by his mother before coming home!



A cat needs help! Raju must save the cat before buying half a dozen bananas.



The streets are the best parkour spot! Jump over the obstacles and boost your energy!



Oops! Looks like Raju needs to come back at 5 to tick another task off his list!



Finally a letter box! Oh, and that grandma needs help!



Is that a cycle under the clothes the vendor is selling?



Such small doors of the traditional “wadās” seem like a hidden entrance amongst the haphazard facades!



The end: Collecting the bonus energy takes Raju directly home!

झकास! लेह्य पदार्थ

The (left) side dishes of Marathi cuisine
(On going project)

Chutneys are an important side dish of a marathi thali. Through this project, I have tried to document some traditional marathi chutneys in the form of a “recipe-guide”. We enjoy full course marathi meals in our family at every get-together and chutneys have always been an all time favourite. Through this guide I wanted to compile some of these delicious recipes to cherish the food and memories.

GETTING TO KNOW THE RECIPE

Ingredients



Ground nuts
Roasted,
peeled.
[Roast till
golden brown]

Tamarind
Dried,
Salted also
works!

Step 1:

Put the ground nuts,
dried coconut shavings, garlic first
in the container.



gently pound, then
increase force

Step 2: Add, salt, red chilli
powder as per taste




Grind till the mixture
starts to become oily.



Step 3: Keep mixing with spoon
frequently,
otherwise the oil settles
in the bottom.

Pay special attention to raw
garlic, as compared to dried ingredients



THE FINAL CHUTNEY!



सारखं बघत रहा
चमच्यानी!

Intermediate step : Grinding & pounding
75% complete.

Garlic (lasun) chutney

*Tastes best with curvy rice, wada pav, thalipeeth!

GETTING TO KNOW THE RECIPE

Ingredients - Panchamrut (पंचामृत)

Roasted coconut (small pieces) Groundnuts (roasted) Tamarind
sesame seeds Jaggery



- Green chilli pieces
- Curry leaves (काडीपत्ता)
- Asafoetida (हिंग)
- Garam masala
- Cumin seeds (जीरा)
- Mustard seeds (all for taste)

Grind the nuts (by hand) till they break into pieces.



Same for sesame seeds. [भरत करून घेणे]

Add the 5 foods

Groundnuts, sesame seeds, coconut, tamarind, jaggery.



Let the mixture boil.

Keep stirring, ensure that the jaggery dissolves fully.

Keep stirring to avoid burning the ingredients.



Heat some oil, add cumin seeds, chillies, curry leaves.


Keep the gas to a medium.

Add water as per necessity.




Stir frequently and ensure the food does not stick to the vessel.

Soak the tamarind in water, heat at medium flame.



Put the mixture through sieve to form tamarind syrup.



THE FINAL OUTPUT

Panchamrut is a sweet and sour side dish, often served in a typical Marathi thali.

Panchaamrut

The recipes consist of several ingredients and specific ways to handle them. After making the chutneys the next step was to understand my grandmother's tips and organise the information into clear steps.

Organising the information

Information regarding the food
History, significance



• Ingredients - Quantity - specifications
Food + Utensils
Main food ingredients + spices



• Preparation required before starting



• Steps - With some tips



• Serving tips

The book - contents

Information regarding the food arrangement of
Marathi thali



• The Marathi culture in brief - importance of left
side dishes

Index



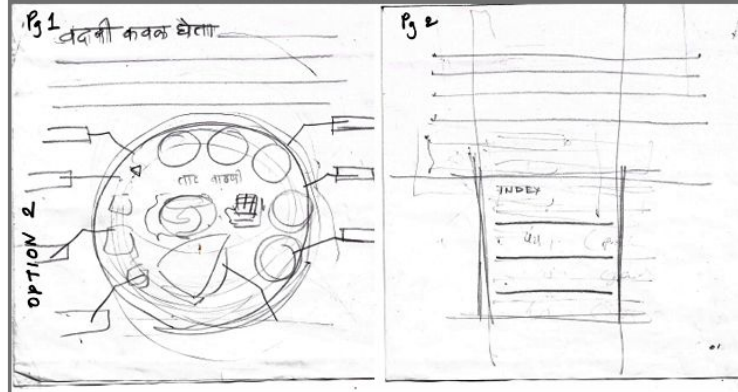
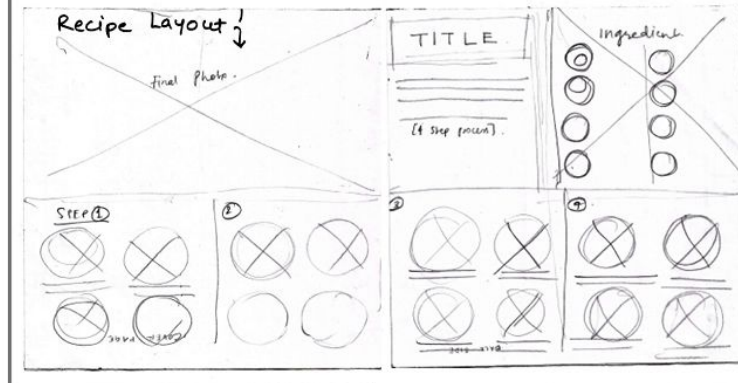
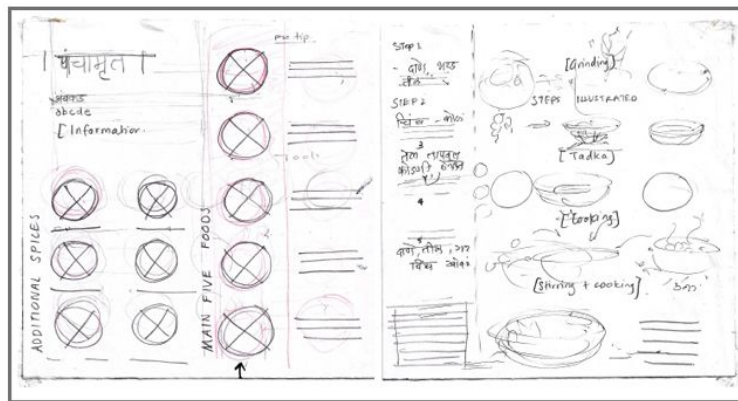
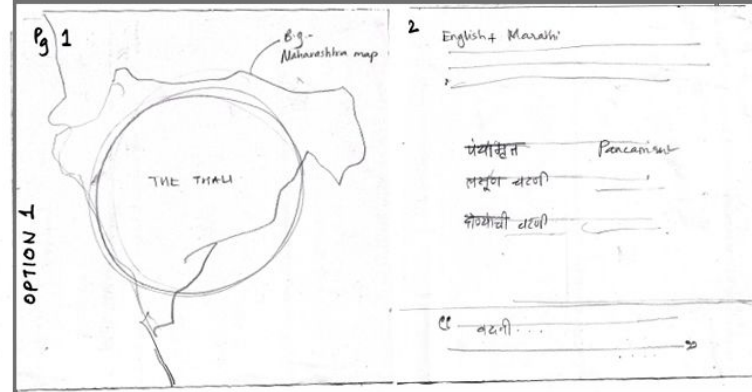

• Panchaamrut recipe



• Garlic chutney recipe



• Groundnut chutney recipe



Page wise contents

Cover Page:

Title + Illustration

(Illustration related to kitchen table, typical items in an indian kitchen)

Page 01

Information about Marathi food arrangement

Page 02

Recipe guide- introduction
Index

Page 03-08

Recipe illustrations

- Panchaamrut
- Garlic Chutney
- Groundnut Chutney

Extra Curricular Activities, Work Experience

Outdoor sketching workshops at NASA 2020 and BNCA Culturals 2020

As a part of the Host batch of the annual college event in 2020, I got the opportunity to share and demonstrate the process of outdoor sketching for the junior batches. I participated in a similar event as a tutor at the Annual NASA Convention, 2020, at Bangalore.



Portcards and
Bookmark designs
for a stall at a Flea
Market




T shirt Design



To celebrate our 5 years of friendship, I designed a Tshirt for my friends and I. The seven drinks of the design represent each one of us, as those were our go to drinks in the college canteen.





Article published in Indian Arch 2020 Magazine

I wrote and illustrated for an article in the Annual Indian Arch Magazine regarding my experiences and my hobbies during the lockdown times.

THE PROCESS, A MENTION

Lovejit Singh Saka | Delhi Technical Campus, Gr. No. 10, CCS Road

Seeing the natural world, for it's more fantastic than any dream made.
The facade, the beauty, the proportions, all created without human aid.
Everything in perfection, perfectly conveyed, from just to bloom lives, to dead's grave.
There sits the man, trying to figure out his plan, diving into the depths of observation, gets a faded inspiration.
Inspiration for what he was about to design, Giving him his conceptual spine.
Takes out his sketch book, imprinting his thoughts' outlook,
scribbling, stippling and stroking
With ideas soaking, hands provoking.
Elevations, plans and sections,
Detailing out all, from the abstractions.
And then, the lines on paper stand out
Towards reality, from a silhouette.
Projecting out of the sheets,
Transforming into solid concretes.
The space, the structure is created,
Inside which a new charm is activated.
The man, as a user, then gives it a meaning,
A meaning to the space which is now overweening.
Accomplishing this network of columns and beams,
He finally makes his way towards a dream inside a dream.
Thus, happy, relaxed and satisfied,
Adds another batch to his pride.
Something on 2-dimensions has added to it the third dimension.
With the passage of the so called fourth dimension, a mention.

Photograph by Mulu Reddy

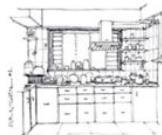

INDIAN ARCH 2020

158

SKETCHING DURING QUARANTINE

Manasi B | Dr. B. N. College of Architecture, Pune

The pandemic was a wholly unprecedented situation and it brought with it some challenging times. The persisting lockdown forced us to stay confined to our own homes. Routines became monotonous and it tended to be extremely difficult to stay sane in the same space 24x7. Many people tried to explore ways to deal with this slumber, for me, live sketching proved to be an excellent source of recreation. Sketching is not only a powerful tool for expression but also an all-inclusive medium of documentation. To me, every sketch is a source of inspiration for the next. Sketching has developed my perception such that monotonous and mundane spaces now seem dynamic and a 5 roomed apartment is an endless source of inspiration.



The medium is black ink and fountain pen.

Before the pandemic, I didn't know that the corners of a space and storage areas could have been so interesting! Clutter became an excellent way to brush up drawing free hand lines. Sketching such things took me to the past, giving a hope that these difficult times will also fly by.
Most of the time, kitchens are active spaces. They're an excellent subject with an organic composition of objects. It was really fun capturing rare silent moments in the kitchen.
The following sketch is a composition of serial visions through my house. I tried to capture the scenes that build up the journey from the entrance. This made me notice the importance of corners and how even the smallest furniture impacts user perception.

INDIAN ARCH 2020

INDIAN ARCH 2020

160



It effortlessly forms a space around it. There are positive and negative spaces present. They are engaged in their own play with light and shadows, and it is always a delight to see such moments!



outdoors

These are some views from my terrace. A medley of colors and sometimes, forms, grab my attention. Every time of the day offers different views. Even though the outdoor subjects are still and stationary, their reactions with the surroundings are very dynamic.
Our homes are an extensive collage of our interests and memories. Sketching showpieces definitely triggered nostalgia. The objects and the colors made me remember long lost interests. Even if we do not notice it, such mundane objects are a 'still life' rooted to our emotions.
Thus, this quarantine became a wonderful opportunity to experiment and notice seemingly insignificant things that are a part of our life. I tried some excellent mediums like watercolors and fountain pens and sketch objects that I would never have noticed otherwise. It made me look forward to document such countless other scenes and prepare, once again, for outdoor sketching!

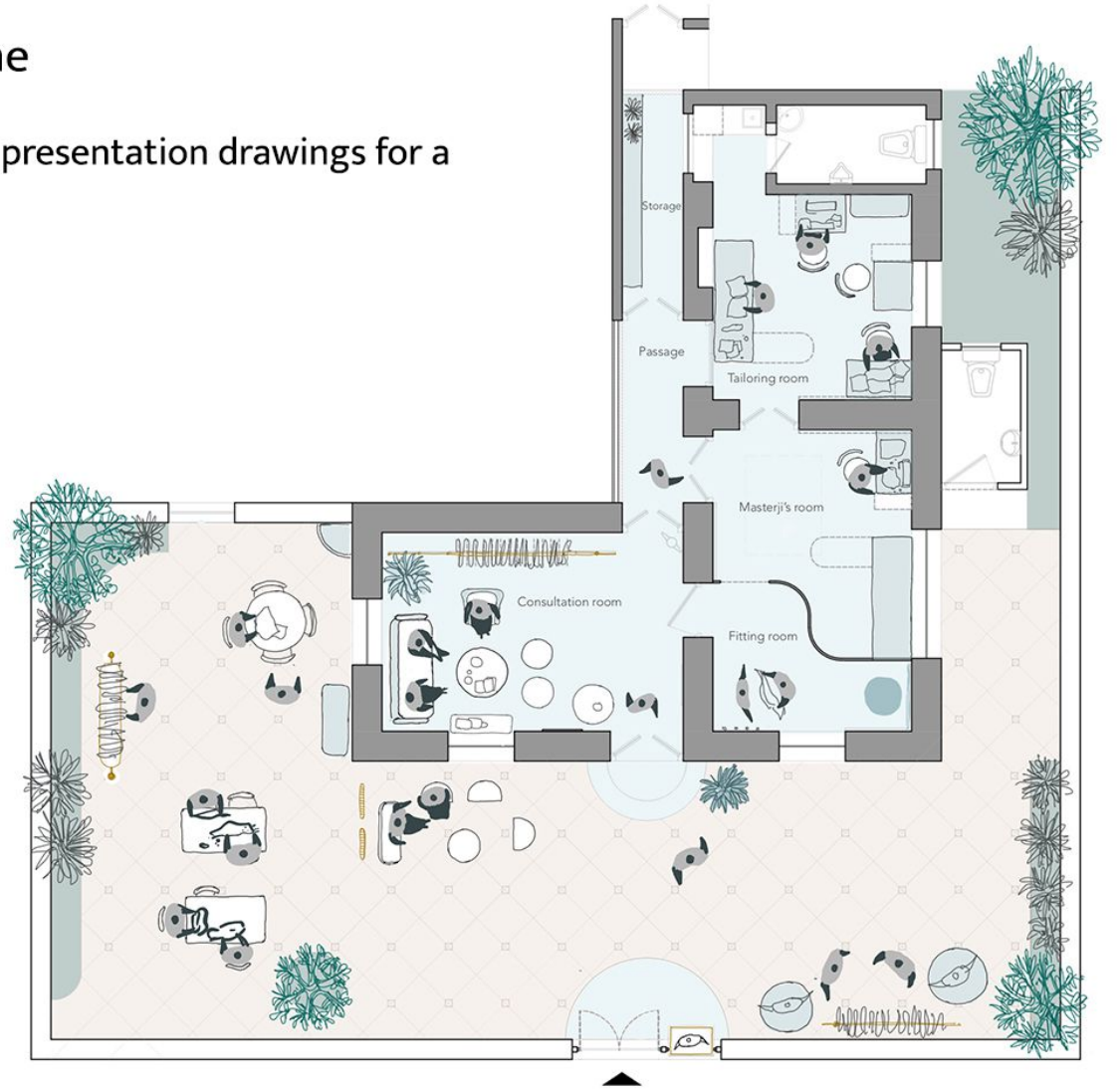
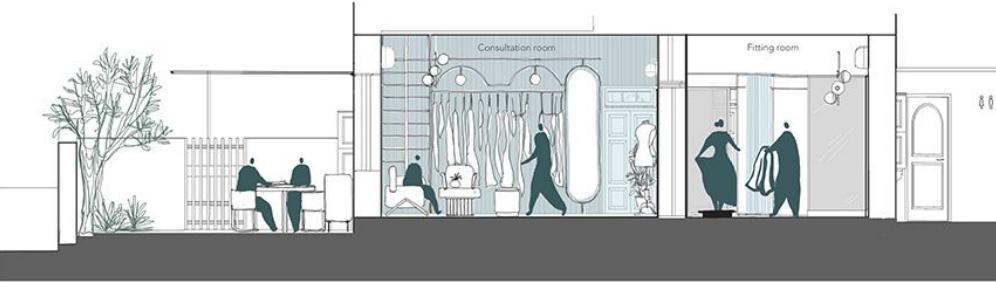
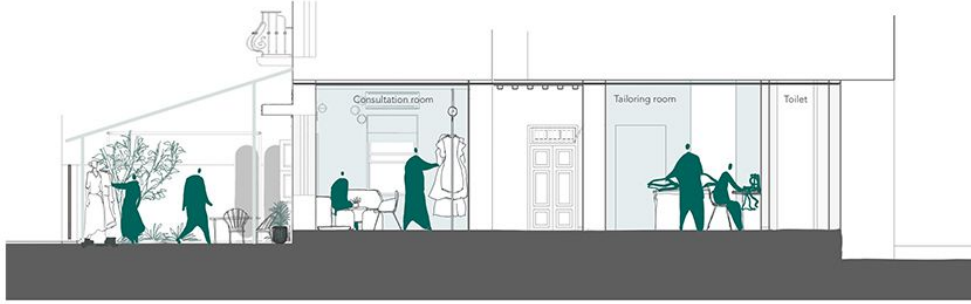


Another interesting subject for sketching is food! Be it a finished cooked item or just the ingredients, it is a fun to document the delicious colors. Every sketch is a reminder of the smells and the tastes!

This is a sketch of 'The Indian Space Bar' that helped in adding many flavors to my life in these boring times!

Presentation drawings for The Love Triangle, Pune

I got the opportunity to illustrate activities and furniture for presentation drawings for a firm in Pune.



Presentation drawings for Studio GA, Pune

I got the opportunity to illustrate activities and furniture for presentation drawings for a firm in Pune. these are frames for a 1 minute video. During this project I got a chance to explore the software Krita.

